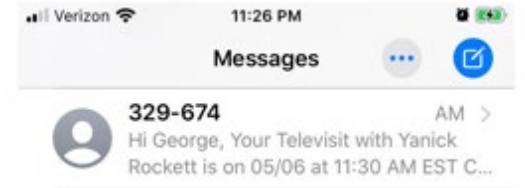


Hi George, Your Televisit with Yanick Rockett is on 05/06 at 11:30 AM EST Click 15 mins before  
<https://msg.fm/6d58d1492fee44838b6ab365ff73d9cc> Msg&Data rates may apply. Reply STOP to opt-out

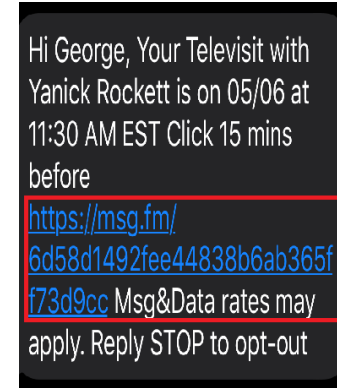
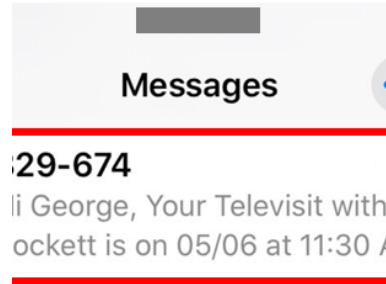



## Joining Video Visits via a Text Message

# Text Message with link to join Video Visit

- Patients can quickly and easily connect to a video visit directly from Text Message
- 10 minutes before appointment start time, a Text Message with link to join video visit is sent to the patient's cell phone number

Hi George, Your Televisit with Yanick Rockett is on 05/06 at 11:30 AM EST Click 15 mins before  
<https://msg.fm/6d58d1492fee44838b6ab365ff73d9cc> Msg&Data rates may apply. Reply STOP to opt-out


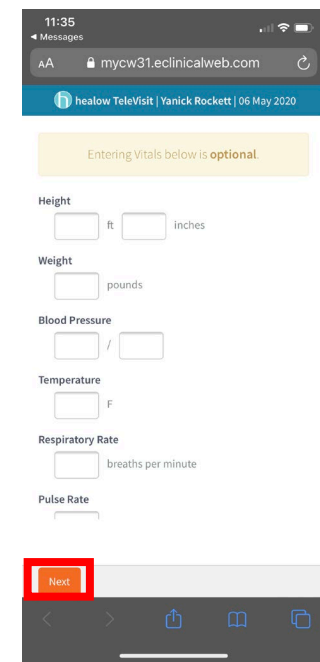


## Using a Smartphone (iPhone or Android)

Patient opens Text message and clicks on link provided

# Vitals and Telemedicine Consent

- Enter and submit vitals\*.
- \*This step is optional. After entering vitals, or skipping vitals entry, click “Next” the bottom of the screen.
- *NOTE:* You may have to scroll down on mobile device screen to see “Next” button
- Review and “Accept” the Telemedicine Consent and click “Proceed”. Last, click “Start TeleVisit” to join Virtual Waiting Room.



# Start Video Visit

- Last, click “Start TeleVisit” to join Virtual Waiting Room.
- When the provider joins, you will be able to see and speak with your provider on your smartphone.
- Note: Patients may join the virtual waiting room up to 30 minutes before scheduled start time. Providers are able to start video visit before scheduled start time.

